



| MAOFMADAN Motor 2/3HP | | | | |
|-----------------------|---------------------|-----------|---------------------|-----------|
| Specification | 60 Hz | | 50 Hz | |
| Part No | 1030 | | 1030 | |
| Phases | 1Phase | 3 Phase | 1Phase | 3 Phase |
| Voltage | 110V,220V,240V | 110V-480V | 220V | 110V-480V |
| RPM | 1750 | | 1420 | |
| Amp | 1.6A | | 1.6A | |
| Power | 0.49Kw | | 0.49Kw | |
| Weight | 24.4Kg | | 24.4Kg | |
| Dimension | 35 cm (L)*23 cm (W) | | 35 cm (L)*23 cm (W) | |
| Applicable Model | SC-0.75 | | SC-0.75 | |



| MAOFMADAN Motor 1HP | | | | |
|---------------------|---------------------|-----------|---------------------|-----------|
| Specification | 60 Hz | | 50 Hz | |
| Part No | 10301 | | 10301 | |
| Phases | 1Phase | 3 Phase | 1Phase | 3 Phase |
| Voltage | 110V,220V,240V | 110V-480V | 220V | 110V-480V |
| RPM | 1750 | | 1420 | |
| Amp | 1.6A | | 1.6A | |
| Power | 0.75 Kw | | 0.75 Kw | |
| Weight | 24.4Kg | | 24.4Kg | |
| Dimension | 35 cm (L)*23 cm (W) | | 35 cm (L)*23 cm (W) | |
| Applicable Model | SC-0.75 | | SC-0.75 | |



| MAOFMADAN Motor 2HP | | | | |
|---------------------|---------------------|-----------|---------------------|-----------|
| Specification | 60 Hz | | 50 Hz | |
| Part No | 1031 | | 1031 | |
| Phases | 1Phase | 3 Phase | 1Phase | 3 Phase |
| Voltage | 110V,220V,240V | 110V-480V | - | 110V-480V |
| RPM | 1750 | | 1420 | |
| Amp | 2.8A | | 2.8A | |
| Power | 1.5 Kw | | 1.5 Kw | |
| Weight | 24.4Kg | | 24.4Kg | |
| Dimension | 35 cm (L)*23 cm (W) | | 35 cm (L)*23 cm (W) | |
| Applicable Model | SC-1.5 | | SC-1.5 | |



| MAOFMADAN Motor 3HP | | | | |
|---------------------|---------------------|-----------|---------------------|-----------|
| Specification | 60 Hz | | 50 Hz | |
| Part No | 1038 | | 1038 | |
| Phases | 1Phase | 3 Phase | 1Phase | 3 Phase |
| Voltage | - | 110V-480V | - | 110V-480V |
| RPM | 1750 | | 1420 | |
| Amp | 5A | | 5A | |
| Power | 2.2 Kw | | 2.2 Kw | |
| Weight | 24.4Kg | | 24.4Kg | |
| Dimension | 35 cm (L)*23 cm (W) | | 35 cm (L)*23 cm (W) | |
| Applicable Model | SC-2.2 | | SC-2.2 | |



| MAOFMADAN Motor 2/3HP & Gear | | | | |
|--------------------------------|----------------------------------|-----------|----------------------------------|-----------|
| Specification | 60 Hz | | 50 Hz | |
| Part No | 1012 | | 1012 | |
| Phases | 1Phase | 3 Phase | 1Phase | 3 Phase |
| Voltage | 110V,220V,240V | 110V-480V | 220V | 110V-480V |
| RPM / gearbox - transfer ratio | 1750 / 1:16 | | 1420 | |
| Amp | 1.6A | | 1.6A | |
| Power | 0.49Kw | | 0.49Kw | |
| Weight | 27.2Kg | | 27.2Kg | |
| Dimension | 46.8 cm (H)* 26 cm (L)*27 cm (W) | | 46.8 cm (H)* 26 cm (L)*27 cm (W) | |
| Applicable Model | SC-0.75 | | SC-0.75 | |



| MAOFMADAN Motor 1HP & Gear | | | | |
|--------------------------------|----------------------------------|-----------|----------------------------------|-----------|
| Specification | 60 Hz | | 50 Hz | |
| Part No | 1007 | | 1007 | |
| Phases | 1Phase | 3 Phase | 1Phase | 3 Phase |
| Voltage | 110V,220V,240V | 110V-480V | 220V | 110V-480V |
| RPM / gearbox - transfer ratio | 1750 / 1:16 | | 1420 | |
| Amp | 1.6A | | 1.6A | |
| Power | 0.49Kw | | 0.49Kw | |
| Weight | 27.2Kg | | 27.2Kg | |
| Dimension | 46.8 cm (H)* 26 cm (L)*27 cm (W) | | 46.8 cm (H)* 26 cm (L)*27 cm (W) | |
| Applicable Model | SC-0.75 | | SC-0.75 | |



| MAOFMADAN Motor 2HP & Gear | | | | |
|--------------------------------|----------------------------------|-----------|----------------------------------|-----------|
| Specification | 60 Hz | | 50 Hz | |
| Part No | 1014 | | 1031 | |
| Phases | 1Phase | 3 Phase | 1Phase | 3 Phase |
| Voltage | - | 110V-480V | - | 110V-480V |
| RPM / gearbox - transfer ratio | 1750 / 1:16 | | 1420 | |
| Amp | 2.8A | | 2.8A | |
| Power | 1.5 Kw | | 1.5 Kw | |
| Weight | 34Kg | | 34Kg | |
| Dimension | 50.5 cm (H)* 26 cm (L)*27 cm (W) | | 50.5 cm (H)* 26 cm (L)*27 cm (W) | |
| Applicable Model | SC-1.5 | | SC-1.5 | |





| MAOFMADAN Motor 3HP & Gear | | | | |
|--------------------------------|----------------------------------|-----------|----------------------------------|-----------|
| Specification | 60 Hz | | 50 Hz | |
| Part No | 1015 | | 1014 | |
| Phases | 1Phase | 3 Phase | 1Phase | 3 Phase |
| Voltage | - | 110V-480V | - | 110V-480V |
| RPM / gearbox - transfer ratio | 1750 / 1:16 | | 1420 | |
| Amp | 5A | | 5A | |
| Power | 2.2 Kw | | 2.2 Kw | |
| Weight | 34Kg | | 34Kg | |
| Dimension | 50.5 cm (H)* 26 cm (L)*27 cm (W) | | 50.5 cm (H)* 26 cm (L)*27 cm (W) | |
| Applicable Model | SC-2.2 | | SC-2.2 | |



| SS Motor 2HP & Plastic covered Gear | | | | |
|-------------------------------------|---------------------------------|-----------|---------------------------------|-----------|
| Specification | 60 Hz | | 50 Hz | |
| Part No | 1011 | | 1011 | |
| Phases | 1Phase | 3 Phase | 1Phase | 3 Phase |
| Voltage | - | 110V-480V | - | 110V-480V |
| RPM / gearbox - transfer ratio | 1750 / 1:16 | | 1420 | |
| Amp | 2.8A | | 2.8A | |
| Power | 1.5 Kw | | 1.5 Kw | |
| Weight | 26.9Kg | | 26.9Kg | |
| Dimension | 47.5cm (H)* 26 cm (L)*27 cm (W) | | 47.5cm (H)* 26 cm (L)*27 cm (W) | |
| Applicable Model | SC-1.5 | | SC-1.5 | |



| SS Motor 3HP & Plastic covered Gear | | | | |
|-------------------------------------|---------------------------------|-----------|---------------------------------|-----------|
| Specification | 60 Hz | | 50 Hz | |
| Part No | 10111 | | 10111 | |
| Phases | 1Phase | 3 Phase | 1Phase | 3 Phase |
| Voltage | - | 110V-480V | - | 110V-480V |
| RPM / gearbox - transfer ratio | 1750 / 1:16 | | 1420 | |
| Amp | 5A | | 5A | |
| Power | 2.2 Kw | | 2.2 Kw | |
| Weight | 26.9Kg | | 26.9Kg | |
| Dimension | 47.5cm (H)* 26 cm (L)*27 cm (W) | | 47.5cm (H)* 26 cm (L)*27 cm (W) | |
| Applicable Model | SSC-1.5, SSC-2.2 | | SSC-1.5, SSC-2.2 | |



| Plastic Cover for Electric Box of SS Motor | |
|--|-----------|
| Specification | |
| Part No | |
| Applicable Model | SS Motors |
| | |
| | |
| | |



| Aluminum Motor Fan | |
|--------------------|----------------------|
| Specification | |
| Part No | 1076 |
| Weight | 140gr |
| Dimension | Diameter 14.6 cm |
| Remarks | Aluminum |
| Applicable Model | All MAOFMADAN Motors |
| | |



| MAOFMADAN Gear | |
|--------------------------|---|
| Specification | |
| Part No | 1029 |
| Weight | 12.9Kg |
| Dimension | 22.5cm (H)* 26 cm (L)*27 cm (W) |
| Hz | 50/60 |
| Gearbox - transfer ratio | 1:15 (50Hz), 1:16 (60Hz) |
| Applicable Model | SC-0.75, SC-1.5, SC-2.2, SSC-1.5, SSC-2.2 |



| MAOFMADAN Gearbox Case | |
|------------------------|---------------------------------|
| Specification | |
| Part No | 900001 |
| Weight | 9Kg |
| Dimension | 22.5cm (H)* 26 cm (L)*17 cm (W) |
| Applicable Model | All MAOFMADAN Gears |
| | |





| MAOFMADAN Helical crown (Bevel Wheel) | |
|---|---------------------|
| Specification | |
| Part No | 900002 |
| Weight | 1.12Kg |
| Applicable Model | All MAOFMADAN Gears |
|  | |


| MAOFMADAN Helical bevel crown (Big Arcked Gear) | |
|---|---------------------|
| Specification | |
| Part No | 900003 |
| Weight | 960gr |
| Applicable Model | All MAOFMADAN Gears |
|  | |

| MAOFMADAN Helical pinion shaft(Axis Gear) | |
|---|---------------------|
| Specification | |
| Part No | 900004 |
| Weight | 480gr |
| Applicable Model | All MAOFMADAN Gears |
|  | |

| MAOFMADAN Mechanical seal 25-108 | |
|--|---------------------|
| Specification | |
| Part No | 900005 |
| Weight | 25gr |
| Applicable Model | All MAOFMADAN Gears |
|  | |

| MAOFMADAN Mechanical seal case(Mechanical Cap) | |
|---|---------------------|
| Specification | |
| Part No | 900006 |
| Weight | 60gr |
| Applicable Model | All MAOFMADAN Gears |
|  | |

| MAOFMADAN Spacer ring (Gear Washer) | |
|---|---------------------|
| Specification | |
| Part No | 900007 |
| Weight | 20gr |
| Applicable Model | All MAOFMADAN Gears |
|  | |

| MAOFMADAN Bearing seal case(Bearing Cap) ABS | |
|---|---------------------|
| Specification | |
| Part No | 900008 |
| Weight | 20gr |
| Applicable Model | All MAOFMADAN Gears |
|  | |

| MAOFMADAN Bearing seal case(Bearing Cap) STAINLESS STEEL | |
|---|---------------------|
| Specification | |
| Part No | 900008 |
| Weight | 20gr |
| Applicable Model | All MAOFMADAN Gears |
|  | |




| MAOFMADAN Gearbox shaft | |
|-------------------------|---------------------|
| Specification | |
| Part No | 900009 |
| Weight | 1.06Kg |
| Applicable Model | All MAOFMADAN Gears |



| MAOFMADAN Helical bevel pinion(Small Racked Gear) | |
|---|---------------------|
| Specification | |
| Part No | 900010 |
| Weight | 120gr |
| Applicable Model | All MAOFMADAN Gears |



| TAIWANESE Type Helical crown (Bevel Wheel) | |
|--|----------------------|
| Specification | |
| Part No | 900012 |
| Weight | 1.12Kg |
| Applicable Model | TAIWANESE TYPE Gears |




| TAIWANESE Type Helical bevel crown (Big Arcked Gear) | |
|--|----------------------|
| Specification | |
| Part No | 900013 |
| Weight | 960gr |
| Applicable Model | TAIWANESE TYPE Gears |



| TAIWANESE Type Helical pinion shaft(Axis Gear) | |
|--|----------------------|
| Specification | |
| Part No | 9000014 |
| Weight | 480gr |
| Applicable Model | TAIWANESE TYPE Gears |




| TAIWANESE Type Mechanical seal 25-108 | |
|---------------------------------------|----------------------|
| Specification | |
| Part No | 9000015 |
| Weight | 25gr |
| Applicable Model | TAIWANESE TYPE Gears |



| TAIWANESE Type Mechanical seal case(Mechanical Cap) | |
|---|----------------------|
| Specification | |
| Part No | 9000016 |
| Weight | 60gr |
| Applicable Model | TAIWANESE TYPE Gears |



| TAIWANESE Type Spacer ring (Gear Washer) | |
|--|----------------------|
| Specification | |
| Part No | 9000017 |
| Weight | 20gr |
| Applicable Model | TAIWANESE TYPE Gears |






| TAWANESE Type Bearing seal case(Bearing Cap) | |
|--|---------------------|
| Specification | |
| Part No | 9000018 |
| Weight | 20gr |
| Applicable Model | TAWANESE TYPE Gears |



| TAWANESE Type Gearbox shaft | |
|-----------------------------|---------------------|
| Specification | |
| Part No | 9000019 |
| Weight | 1.06Kg |
| Applicable Model | TAWANESE TYPE Gears |




| TAWANESE Helical bevel pinion(Small Arcked Gear) | |
|--|---------------------|
| Specification | |
| Part No | 900002 |
| Weight | 320gr |
| Applicable Model | TAWANESE TYPE Gears |



| Plastic Cover for Motor | |
|-------------------------|---|
| Specification | |
| Part No | 2001026 |
| Weight | |
| Remarks | |
| Applicable Model | SC-0.75, SC-1.5, SC-2.2, SSC-1.5, SSC-2.2 |



| Black IMPELLER | |
|------------------|--------------------------------|
| Specification | |
| Part No | 1024 |
| Weight | 2.5Kg |
| Dimension | 66.5 cm (Diameter),13.5 cm (w) |
| Remarks | |
| Applicable Model | All paddlewheel Aerators |




| SS BUSHING for IMPELLER | |
|-------------------------|--------------------------|
| Specification | |
| Part No | 900064 |
| Weight | 260gr |
| Dimension | 5.8 cm (L)* 5.8 cm (W) |
| Remarks | Stainlesssteel |
| Applicable Model | All paddlewheel Aerators |



| Three Holes CI Coupling | |
|-------------------------|-------------------------------|
| Specification | |
| Part No | 1042 |
| Weight | 1.9Kg |
| Dimension | 13.5 cm (Diameter),8.5 cm (w) |
| Remarks | |
| Applicable Model | All paddlewheel Aerators |




| Two Holes CI Coupling | |
|-----------------------|-----------------------------|
| Specification | |
| Part No | |
| Weight | 1.7Kg |
| Dimension | 13.5 cm (Diameter),9 cm (w) |
| Remarks | |
| Applicable Model | All paddlewheel Aerators |






| Three Holes CI Coupling- SS | |
|-----------------------------|-------------------------------|
| Specification | |
| Part No | |
| Weight | 1.9Kg |
| Dimension | 13.5 cm (Diameter),8.5 cm (w) |
| Remarks | |
| Applicable Model | All paddlewheel Aerators |




| FLOAT #1 | |
|----------------------|----------------------------------|
| Specification | |
| Part No | 1028 |
| Weight | 6Kg |
| Dimension | 19cm (H)* 163 cm (L)*32.5 cm (W) |
| Remarks | |
| Applicable Model | All paddlewheel Aerators |



| BOLT & NUT SET | |
|----------------------|--------------------------|
| Specification | |
| Part No | 1020 |
| Weight | 950gr |
| Applicable Model | All paddlewheel Aerators |




| BEARING SHAFT SUPPORT | |
|-----------------------|-----------------------------------|
| Specification | |
| Part No | 1049 |
| Weight | 220gr |
| Dimension | 16cm (H)* 12 cm (L)*5 cm (W) |
| Remarks | |
| Applicable Model | All electric paddlewheel Aerators |




| BEARING SHAFT SUPPORT #7 | |
|--------------------------|---------------------------------|
| Specification | |
| Part No | |
| Weight | 560gr |
| Dimension | 19cm (H)* 25 cm (L)* 13.5cm (W) |
| Remarks | |
| Applicable Model | Diesel Aerators |



| S.S. FRAME 2 IMPELLERS | |
|------------------------|--------------------------|
| Specification | |
| Part No | 1035 |
| Weight | 2.66Kg |
| Dimension | 32.4 cm (L)* 90.5 cm (W) |
| Remarks | |
| Applicable Model | SC-0.75 |




| S.S. FRAME 4 IMPELLERS | |
|------------------------|------|
| Specification | |
| Part No | 1036 |
| Weight | |
| Dimension | |
| Remarks | |
| Applicable Model | |







| S.S. FRAME 6 IMPELLERS | |
|------------------------|------|
| Specification | |
| Part No | 1037 |
| Weight | |
| Dimension | |
| Remarks | |
| Applicable Model | |




| Square Pipe for Frame 2HP | |
|---------------------------|----------------|
| Specification | |
| Part No | |
| Weight | 2Kg |
| Dimension | 1500 cm (L) |
| Remarks | 3cm * 3cm |
| Applicable Model | SC-1.5,SSC-1.5 |




| RT side frame 2HP | |
|----------------------|------------------------|
| Specification | |
| Part No | |
| Weight | 860gr |
| Dimension | 32 cm (L)* 32.4 cm (W) |
| Remarks | |
| Applicable Model | SC-1.5,SSC-1.5 |




| LT side frame 2HP | |
|----------------------|------------------------|
| Specification | |
| Part No | |
| Weight | 860gr |
| Dimension | 32 cm (L)* 32.4 cm (W) |
| Remarks | |
| Applicable Model | SC-1.5,SSC-1.5 |




| Central frame 2HP | |
|----------------------|------------------------|
| Specification | |
| Part No | |
| Weight | 1,20Kg |
| Dimension | 32 cm (L)* 32.4 cm (W) |
| Remarks | |
| Applicable Model | SC-1.5,SSC-1.5 |



| Square Pipe for Frame 3HP | |
|---------------------------|----------------|
| Specification | |
| Part No | |
| Weight | 2,4Kg |
| Dimension | 2000 cm (L) |
| Remarks | 3cm * 3cm |
| Applicable Model | SC-2.2,SSC-2.2 |



| RT side frame 3HP | |
|----------------------|------------------------|
| Specification | |
| Part No | |
| Weight | 940gr |
| Dimension | 32 cm (L)* 32.4 cm (W) |
| Remarks | |
| Applicable Model | SC-2.2,SSC-2.2 |







| LT side frame 3HP | |
|----------------------|------------------------|
| Specification | |
| Part No | |
| Weight | 940gr |
| Dimension | 32 cm (L)* 32.4 cm (W) |
| Remarks | |
| Applicable Model | SC-2.2,SSC-2.2 |



| Central frame 3HP | |
|----------------------|------------------------|
| Specification | |
| Part No | |
| Weight | 1.3Kg |
| Dimension | 32 cm (L)* 32.4 cm (W) |
| Remarks | |
| Applicable Model | SC-2.2,SSC-2.2 |




| S.S. SHAFT 2 IMPELLERS | |
|------------------------|------------------------|
| Specification | |
| Part No | 1034 |
| Weight | 1.96Kg |
| Dimension | 50.2cm (L)* 2.5 cm (W) |
| Remarks | |
| Applicable Model | SC-0.75 |



| S.S. SHAFT 4 IMPELLERS | |
|------------------------|------------------------|
| Specification | |
| Part No | 1022 |
| Weight | 2.95Kg |
| Dimension | 77.2cm (L)* 2.5 cm (W) |
| Remarks | |
| Applicable Model | SC-1.5,SSC-1.5 |



| S.S. SHAFT 6 IMPELLERS | |
|------------------------|------------------------|
| Specification | |
| Part No | 1021 |
| Weight | 3.9Kg |
| Dimension | 1005cm (L)* 2.5 cm (W) |
| Remarks | |
| Applicable Model | SC-2.2,SSC-2.2 |





| TAIWANESE COMPATIBLE Motor 2HP | | | | |
|--------------------------------|--------------------|---------|--------------------|-----------|
| Specification | 60 Hz | | 50 Hz | |
| | Part No | 1055 | | 1055 |
| Phases | 1Phase | 3 Phase | 1Phase | 3 Phase |
| Voltage | 110V,220V,240V | | - | 110V-480V |
| RPM | 1750 | | 1420 | |
| Amp | 2.8A | | 2.8A | |
| Power | 1.5 Kw | | 1.5 Kw | |
| Weight | | | | |
| Dimension | | | | |
| Applicable Model | TAIWANESE TYPE 2HP | | TAIWANESE TYPE 2HP | |



| TAIWANESE COMPATIBLE Gear FOR 2HP | |
|-----------------------------------|---------------------------------|
| Specification | |
| Part No | 1056 |
| Weight | 18.3Kg |
| Dimension | 22.5 (H)* 26.5 cm (L)*29 cm (W) |
| Hz | 50,60 |
| Remarks | |
| Applicable Model | TAIWANESE TYPE |

